

# Uninterruptible power supply - QUINT4-UPS/24DC/24DC/20/ USB - 2907072

Please be informed that the data shown in this PDF Document is generated from our Online Catalog. Please find the complete data in the user's documentation. Our General Terms of Use for Downloads are valid (<http://phoenixcontact.com/download>)



QUINT UPS with IQ Technology, USB communication interface (Modbus/RTU), for DIN rail mounting, input: 24 V DC, output: 24 V DC / 20 A, charging current: 5 A

## Product Description


The intelligent QUINT UPS for integration into established industrial networks: your systems continue to be supplied with uninterrupted power, even in the event of a mains failure. The battery management system with IQ Technology and a powerful battery charger ensures superior system availability.

## Your advantages

- ✓ Easy integration into networks using PROFINET, EtherNet/IP, EtherCAT® and USB interfaces
- ✓ Evaluation of state of health (SOH) and state of charge (SOC), thanks to the intelligent battery management system (BMS)
- ✓ Automatic recognition of the battery capacities and technologies (VRLA-WTR, LI-ION)
- ✓ Monitoring of output current and voltage, as well as manual connection and disconnection of the system
- ✓ SFB Technology selectively trips standard miniature circuit breakers. Loads connected in parallel continue working.



## Key Commercial Data

Packing unit	1 pc
GTIN	 4 055626 171289
GTIN	4055626171289
Weight per Piece (excluding packing)	700.000 g
Custom tariff number	85371091
Country of origin	China

## Technical data

### Dimensions

Width	40 mm
-------	-------

# Uninterruptible power supply - QUINT4-UPS/24DC/24DC/20/ USB - 2907072

## Technical data

### Dimensions

Height	130 mm
Depth	125 mm
Width with alternative assembly	123 mm
Height with alternative assembly	130 mm
Depth with alternative assembly	42 mm
Installation distance right/left (active, passive)	0 mm / 0 mm ( $P_{Out} \leq 50\%$ )
Installation distance right/left (passive)	0 mm / 0 mm ( $P_{Out} \geq 50\%$ )
Installation distance right/left (active)	5 mm / 5 mm ( $P_{Out} \geq 50\%$ )
Installation distance top/bottom (active, passive)	40 mm / 20 mm ( $P_{Out} \leq 50\%$ )
Installation distance top/bottom (passive)	40 mm / 20 mm ( $P_{Out} \geq 50\%$ )
Installation distance top/bottom (active)	50 mm / 50 mm ( $P_{Out} \geq 50\%$ )

### Ambient conditions

Degree of protection	IP20
Inflammability class in acc. with UL 94 (housing / terminal blocks)	V0
Ambient temperature (operation)	-25 °C ... 70 °C (> 60 °C Derating: 2.5 %/K)
Ambient temperature (start-up type tested)	-40 °C
Ambient temperature (storage/transport)	-40 °C ... 85 °C
Max. permissible relative humidity (operation)	$\leq 95\%$ (at 25 °C, non-condensing)
Climatic class	3K3 (EN 60721)
Degree of pollution	2
Installation height	$\leq 4000$ m

### Input data

Input voltage	24 V DC
Input voltage range	18 V DC ... 30 V DC
	18 V DC ... 32 V DC
Electric strength, max.	35 V DC
Internal input fuse	no
Inrush current	$\leq 8$ A ( $\leq 4$ ms)
Reverse polarity protection	yes
Fixed backup threshold	22 V DC
Switch-on time	max. 3 s
Voltage drop, input/output	0.4 V DC

### Output data (general)

Short-circuit-proof	yes
---------------------	-----

# Uninterruptible power supply - QUINT4-UPS/24DC/24DC/20/ USB - 2907072

## Technical data

### Output data (general)

No-load proof	yes
Switch-over time	0 ms
UPS connection in parallel	no
UPS connection in series	no
Energy storage device connection in parallel	Yes, 5 (observe line protection)
Energy storage device connection in series	no
Efficiency	typ. 98 %

### Output data (mains operation)

Output voltage range	18 V DC ... 30 V DC
	18 V DC ... 32 V DC
Static Boost ( $I_{Stat.Boost}$ )	25 A
Dynamic Boost ( $I_{Dyn.Boost}$ )	30 A (5 s)
Selective Fuse Breaking ( $I_{SFB}$ )	120 A (15 ms)

### Output data (battery operation)

Output voltage range	19 V DC ... 32 V DC
Static Boost ( $I_{Stat.Boost}$ )	25 A
Dynamic Boost ( $I_{Dyn.Boost}$ )	30 A (5 s)
Selective Fuse Breaking ( $I_{SFB}$ )	120 A (15 ms)

### Energy storage (battery)

Battery technology	VRLA, VRLA-WTR, LI-ION
End-of-charge voltage (temperature-compensated)	25 V DC ... 32 V DC
End-of-charge voltage	32 V DC
Max. capacity	135 Ah
Nominal capacity (without additional charger)	3 Ah ... 100 Ah
Charging current (configurable)	5 A
Charging time	202.5 h
Buffer time	19 min. (12 Ah)
Temperature compensation (configurable)	42 mV/K
Charge characteristic curve	$IU_0U$
Deep discharge protection	19.2 V DC
Temperature sensor	yes
IQ-Technology	yes

### General data

Inflammability class in acc. with UL 94 (housing / terminal blocks)	V0
---	----

# Uninterruptible power supply - QUINT4-UPS/24DC/24DC/20/ USB - 2907072

## Technical data

### General data

MTBF (IEC 61709, SN 29500)	> 1405000 h (25 °C)
	> 910000 h (40 °C)
	> 481200 h (60 °C)
Life expectancy (electrolytic capacitors)	192072 h
Weight	0.6 kg
Environmental protection directive	RoHS Directive 2011/65/EU
	WEEE
	Reach

### Connection data, input

Connection method	Screw connection
Conductor cross section solid min.	0.2 mm <sup>2</sup>
Conductor cross section solid max.	6 mm <sup>2</sup>
Conductor cross section flexible min.	0.2 mm <sup>2</sup>
Conductor cross section flexible max.	4 mm <sup>2</sup>
Single conductor/terminal point, stranded, with ferrule, min.	0.2 mm <sup>2</sup>
Single conductor/terminal point, stranded, with ferrule, max.	4 mm <sup>2</sup>
Conductor cross section AWG min.	30
Conductor cross section AWG max.	10
Stripping length	8 mm
Tightening torque, min	0.5 Nm
Tightening torque max	0.6 Nm

### Connection data output

Connection method	Screw connection
Conductor cross section solid min.	0.2 mm <sup>2</sup>
Conductor cross section solid max.	6 mm <sup>2</sup>
Conductor cross section flexible min.	0.2 mm <sup>2</sup>
Conductor cross section flexible max.	4 mm <sup>2</sup>
Single conductor/terminal point, stranded, with ferrule, min.	0.2 mm <sup>2</sup>
Single conductor/terminal point, stranded, with ferrule, max.	4 mm <sup>2</sup>
Conductor cross section AWG min.	30
Conductor cross section AWG max.	10
Stripping length	8 mm
Tightening torque, min	0.5 Nm
Tightening torque max	0.6 Nm

### Connection data for battery

# Uninterruptible power supply - QUINT4-UPS/24DC/24DC/20/ USB - 2907072

## Technical data

### Connection data for battery

Connection method	Screw connection
Conductor cross section solid min.	0.2 mm <sup>2</sup>
Conductor cross section solid max.	2.5 mm <sup>2</sup>
Conductor cross section flexible min.	0.2 mm <sup>2</sup>
Conductor cross section flexible max.	2.5 mm <sup>2</sup>
Conductor cross section AWG min.	30
Conductor cross section AWG max.	12
Stripping length	6.5 mm
Tightening torque, min	0.5 Nm
Tightening torque max	0.6 Nm

### Data Interface

Interface	USB (Modbus/RTU)
Number of interfaces	1
Connection method	MINI-USB Type B
Locking	Screw
Transmission physics	USB 2.0
Topology	Point-to-point
Transmission speed	9600 baud ... 115200 baud (Default: 115200 baud)
Slave address	192
Start bit	1
Data bits	8
Parity	even
Stop bit	1
Transmission length	max. 5 m
Access time	≤ 2 s
Supported protocols	Modbus/RTU
Chipset	Silicon Labs CP210x
Electrical isolation	Yes, UL approved

### Standards

EMC requirements for noise immunity	EN 61000-6-1
	EN 61000-6-2
EMC requirements for noise emission	EN 61000-6-3
	EN 61000-6-4
Standard designation	Safety extra-low voltage
Standards/regulations	IEC 61010-1 (SELV)

# Uninterruptible power supply - QUINT4-UPS/24DC/24DC/20/ USB - 2907072

## Technical data

### Standards

	IEC 61010-2-201 (PELV)
--	------------------------

### Conformance/approvals

Designation	UL approval
Identification	UL/C-UL Listed UL 61010-1
Designation	UL approval
Identification	UL/C-UL Listed UL 61010-2-201
Designation	UL approval
Identification	UL/C-UL Listed ANSI/ISA-12.12.01 Class I, Division 2, Groups A, B, C, D T4 (Hazardous Location)
Designation	CSA
Identification	CAN/CSA-C22.2 No. 61010-1-12
Designation	CSA
Identification	CAN/CSA-IEC 61010-2-201
Designation	CSA
Identification	CAN/CSA-C22.2 No. 213 Class I, Division 2, Groups A, B, C, D T4 (Hazardous Location)
Designation	CB scheme
Identification	IEC 61010-1
	IEC 61010-2-201

### EMC data

Electromagnetic compatibility	Conformance with EMC Directive 2014/30/EU
Low Voltage Directive	Conformance with Low Voltage Directive 2014/35/EC
Electrostatic discharge	EN 61000-4-2
Contact discharge	8 kV (Test Level 4)
Discharge in air	15 kV (Test Level 4)
Electromagnetic HF field	EN 61000-4-3
Frequency range	80 MHz ... 1 GHz
Test field strength	20 V/m (Test Level 3)
Frequency range	1 GHz ... 6 GHz
Test field strength	10 V/m (Test Level 3)
Frequency range	1 GHz ... 6 GHz
Test field strength	10 V/m (Test Level 3)
Comments	Criterion A
Fast transients (burst)	EN 61000-4-4
Input	4 kV (Test Level 4 - asymmetrical)
Output	4 kV (Test Level 4 - asymmetrical)

# Uninterruptible power supply - QUINT4-UPS/24DC/24DC/20/ USB - 2907072

## Technical data

### EMC data

Signal	4 kV (Test Level 4 - asymmetrical)
Comments	Criterion B
Surge voltage load (surge)	EN 61000-4-5
Input	1 kV (Test Level 3 - symmetrical)
	2 kV (Test Level 3 - asymmetrical)
Output	1 kV (Test Level 3 - symmetrical)
	2 kV (Test Level 3 - asymmetrical)
Signal	1 kV (Test Level 2 - asymmetrical)
Comments	Criterion B
Conducted interference	EN 61000-4-6
I/O/S	asymmetrical
Frequency range	0.15 MHz ... 80 MHz
Voltage	10 V (Test Level 3)
Comments	Criterion A
Power frequency magnetic field	EN 61000-4-8
Frequency	16.67 Hz
	50 Hz
	60 Hz
Test field strength	100 A/m
Additional text	60 s
Comments	Criterion A
Frequency	50 Hz
	60 Hz
Frequency range	50 Hz ... 60 Hz
Test field strength	1 kA/m
Additional text	3 s
Frequency	0 Hz
Test field strength	300 A/m
Additional text	DC, 60 s
Criterion A	Normal operating behavior within the specified limits.
Criterion B	Temporary impairment to operational behavior that is corrected by the device itself.


### Environmental Product Compliance

REACH SVHC	Lead 7439-92-1
------------	----------------

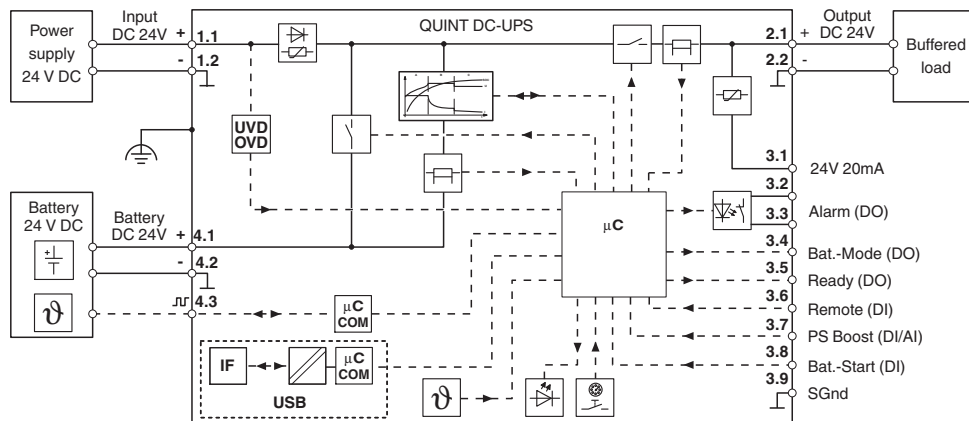
## Drawings

# Uninterruptible power supply - QUINT4-UPS/24DC/24DC/20/ USB - 2907072

Pictogram



Block diagram



## Classifications

eCl@ss

eCl@ss 10.0.1	27040705
eCl@ss 11.0	27040705
eCl@ss 5.1	27242213
eCl@ss 9.0	27040705

# Uninterruptible power supply - QUINT4-UPS/24DC/24DC/20/ USB - 2907072

## Classifications

### ETIM

ETIM 6.0	EC000382
ETIM 7.0	EC000382

### UNSPSC

UNSPSC 13.2	39121004
UNSPSC 18.0	39121011
UNSPSC 19.0	39121011
UNSPSC 20.0	39121011
UNSPSC 21.0	39121011

## Approvals

### Approvals

#### Approvals

UL Listed / cUL Listed / EAC / cULus Listed

#### Ex Approvals

UL Listed / cUL Listed / cULus Listed

### Approval details

UL Listed		<a href="http://database.ul.com/cgi-bin/XYV/template/LISEXT/1FRAME/index.htm">http://database.ul.com/cgi-bin/XYV/template/LISEXT/1FRAME/index.htm</a>	FILE E 123528
-----------	--	---	---------------

cUL Listed		<a href="http://database.ul.com/cgi-bin/XYV/template/LISEXT/1FRAME/index.htm">http://database.ul.com/cgi-bin/XYV/template/LISEXT/1FRAME/index.htm</a>	FILE E 123528
------------	--	---	---------------

EAC		RU*DE*08.B.01873/19
-----	--	---------------------

# Uninterruptible power supply - QUINT4-UPS/24DC/24DC/20/ USB - 2907072

## Approvals

cULus Listed



## Accessories

### Accessories

#### Battery unit

Energy storage - UPS-BAT/VRLA/24DC/3.4AH - 2320306



Energy storage device, lead AGM, VRLA technology, 24 V DC, 3.4 Ah, tool-free battery replacement, automatic detection, and communication with QUINT UPS-IQ

Energy storage - UPS-BAT/VRLA/24DC/7.2AH - 2320319



Energy storage device, lead AGM, VRLA technology, 24 V DC, 7.2 Ah, tool-free battery replacement, automatic detection, and communication with QUINT UPS-IQ

Energy storage - UPS-BAT/VRLA/24DC/12AH - 2320322



Energy storage device, lead AGM, VRLA technology, 24 V DC, 12 Ah, tool-free battery replacement, automatic detection, and communication with QUINT UPS-IQ

Energy storage - UPS-BAT/VRLA/24DC/38AH - 2320335



Energy storage device, lead AGM, VRLA technology, 24 V DC, 38 Ah, automatic detection, and communication with QUINT UPS-IQ

# Uninterruptible power supply - QUINT4-UPS/24DC/24DC/20/ USB - 2907072

## Accessories

Energy storage - UPS-BAT/VRLA-WTR/24DC/13AH - 2320416



Energy storage device, lead AGM, VRLA technology, 24 V DC, 13 Ah, tool-free battery replacement, automatic detection, and communication with QUINT UPS-IQ

---

Energy storage - UPS-BAT/VRLA-WTR/24DC/26AH - 2320429



Energy storage device, lead AGM, VRLA technology, 24 V DC, 26 Ah, tool-free battery replacement, automatic detection, and communication with QUINT UPS-IQ

---

Energy storage - UPS-BAT/LI-ION/24DC/120WH - 2320351



Energy storage device, LI-ION technology, 24 V DC, 120 Wh, for ambient temperatures of -20°C ... 60°C, automatic detection and communication with QUINT UPS-IQ

---

Energy storage - UPS-BAT/LI-ION/24DC/924WH - 2908232



Energy storage device, LI-ION technology, 24 V DC, 924 Wh, for ambient temperatures of -25 °C ... 60 °C, automatic detection and communication with QUINT UPS-IQ

---

## Configuration and diagnostics

Configuration software - UPS-CONF - 2320403



Configuration software for QUINT UPS IQ and TRIO UPS uninterruptible power supplies (available for free under Downloads).

## Uninterruptible power supply - QUINT4-UPS/24DC/24DC/20/ USB - 2907072

### Accessories

---

#### Data cable preassembled

Data cable - MINI-SCREW-USB-DATACABLE - 2908217



Used for communication between an industrial PC and Phoenix Contact devices with USB-Mini-B connection.

---

---